

INTERIOR FINISH SCHEDULE					
ROOM	CEILING HEIGHT	PLASTER REPAIR		PAINT REPAIR	
		WALL	CEILING	WALL	FLOOR
<b>CELLAR</b>					
BOILER ROOM	16'-0"±	-	-	-	COA 01/ SEE SPEC. 4600 SF
BLOWER ROOM	16'-0"±	-	-	-	COA 01/ SEE SPEC. 3900 SF

INTERIOR FINISH SCHEDULE					
ROOM	CEILING HEIGHT	PLASTER REPAIR		PAINT REPAIR	
		WALL	CEILING	WALL	CEILING
<b>BASEMENT</b>					
CUSTODIAL SUITE	13'-0"±	PLA 01/ SEE A901 16 SF	CLG 01/ SEE A901 25 SF	PAI 02/ SEE SPECS. 260 SF	PAI 01/ SEE SPECS. 250 SF

INTERIOR FINISH SCHEDULE					
ROOM	CEILING HEIGHT	PLASTER REPAIR		PAINT REPAIR	
		WALL	CEILING	WALL	CEILING
<b>FIRST FLOOR</b>					
CLASSROOM 112	13'-0"±	PLA 01/ SEE A901 14 SF	CLG 01/ SEE A901 25 SF	PAI 02/ SEE SPECS. 100 SF	PAI 01/ SEE SPECS. 720 SF
NURSE OFFICE	13'-0"±	-	CLG 01/ SEE A901 20 SF	-	PAI 01/ SEE SPECS. 300 SF

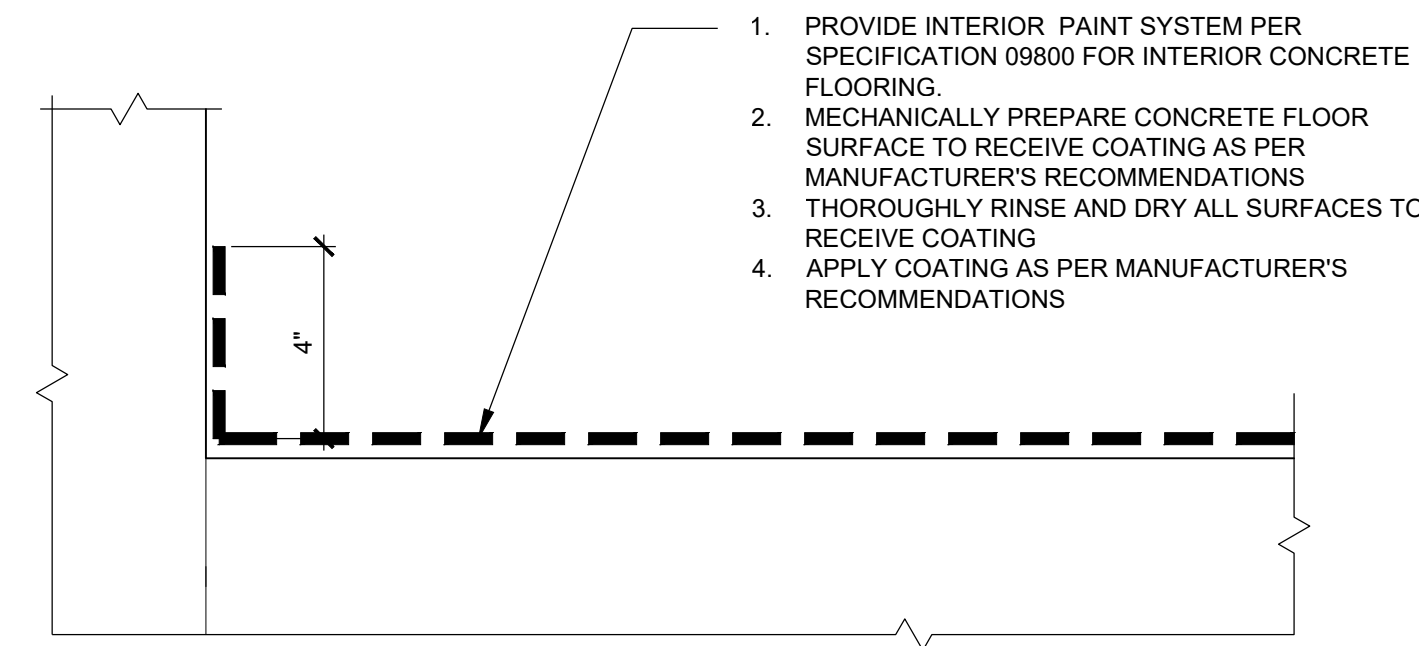
INTERIOR FINISH SCHEDULE					
ROOM	CEILING HEIGHT	PLASTER REPAIR		PAINT REPAIR	
		WALL	CEILING	WALL	CEILING
<b>SECOND FLOOR</b>					
CLASSROOM 201	13'-0"±	PLA 01/ SEE A901 70 SF	CLG 01/ SEE A901 16 SF	PAI 02/ SEE SPECS. 900 SF	PAI 01/ SEE SPECS. 780 SF
CLASSROOM 202	13'-0"±	PLA 01/ SEE A901 10 SF	CLG 01/ SEE A901 50 SF	PAI 02/ SEE SPECS. 300 SF	PAI 01/ SEE SPECS. 730 SF
CLASSROOM 203	13'-0"±	-	CLG 01/ SEE A901 25 SF	-	PAI 01/ SEE SPECS. 670 SF
CLASSROOM 204	13'-0"±	PLA 01/ SEE A901 10 SF	-	PAI 02/ SEE SPECS. 160 SF	-
CLASSROOM 205	13'-0"±	-	CLG 01/ SEE A901 16 SF	-	PAI 01/ SEE SPECS. 660 SF
CLASSROOM 211	12'-0"±	-	CLG 01/ SEE A901 40 SF	-	PAI 01/ SEE SPECS. 780 SF

INTERIOR FINISH SCHEDULE					
ROOM	CEILING HEIGHT	PLASTER REPAIR		PAINT REPAIR	
		WALL	CEILING	WALL	CEILING
<b>THIRD FLOOR</b>					
CLASSROOM 301	13'-0"±	PLA 01/ SEE A901 25 SF	CLG 01/ SEE A901 16 SF	PAI 02/ SEE SPECS. 200 SF	PAI 01/ SEE SPECS. 780 SF
CLASSROOM 304	13'-0"±	PLA 01/ SEE A901 36 SF	-	PAI 02/ SEE SPECS. 350 SF	-
CLASSROOM 306	13'-0"±	-	CLG 01/ SEE A901 26 SF	-	PAI 01/ SEE SPECS. 760 SF
CLASSROOM 308	13'-0"±	PLA 01/ SEE A901 10 SF	CLG 01/ SEE A901 26 SF	PAI 02/ SEE SPECS. 80 SF	PAI 01/ SEE SPECS. 760 SF
CLASSROOM 310	13'-0"±	-	CLG 01/ SEE A901 26 SF	-	PAI 01/ SEE SPECS. 720 SF
CLASSROOM 311	13'-0"±	PLA 01/ SEE A901 34 SF	CLG 01/ SEE A901 17 SF	PAI 02/ SEE SPECS. 400 SF	PAI 01/ SEE SPECS. 780 SF
CLASSROOM 311	13'-0"±	PLA 01/ SEE A901 40 SF	CLG 01/ SEE A901 40 SF	PAI 02/ SEE SPECS. 550 SF	PAI 01/ SEE SPECS. 780 SF

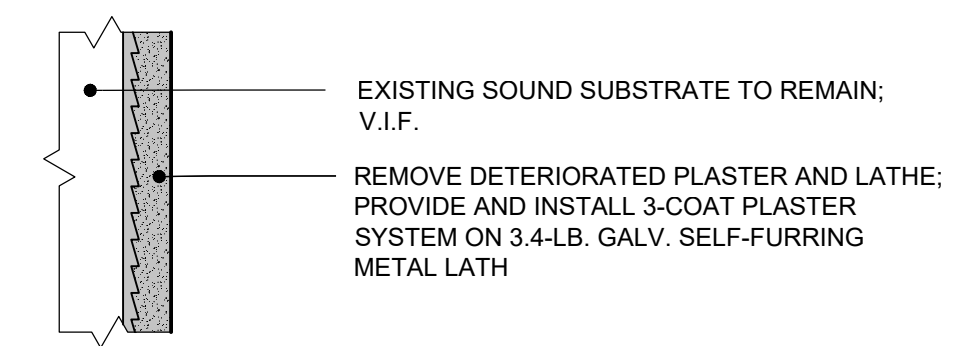
INTERIOR FINISH SCHEDULE					
ROOM	CEILING HEIGHT	PLASTER REPAIR		PAINT REPAIR	
		WALL	CEILING	WALL	CEILING
<b>FOURTH FLOOR</b>					
CLASSROOM 402	13'-0"±	PLA 01/ SEE A901 16 SF	CLG 01/ SEE A901 26 SF	PAI 02/ SEE SPECS. 320 SF	PAI 01/ SEE SPECS. 760 SF
CLASSROOM 403	13'-0"±	-	CLG 01/ SEE A901 26 SF	-	PAI 01/ SEE SPECS. 670 SF
CLASSROOM 404	13'-0"±	PLA 01/ SEE A901 25 SF	CLG 01/ SEE A901 16 SF	PAI 02/ SEE SPECS. 630 SF	PAI 01/ SEE SPECS. 660 SF
CLASSROOM 407	13'-0"±	-	CLG 01/ SEE A901 8 SF	-	PAI 01/ SEE SPECS. 650 SF
CLASSROOM 410	13'-0"±	PLA 01/ SEE A901 4 SF	CLG 01/ SEE A901 26 SF	PAI 02/ SEE SPECS. 320 SF	PAI 01/ SEE SPECS. 720 SF
CLASSROOM 411	13'-0"±	PLA 01/ SEE A901 4 SF	-	PAI 02/ SEE SPECS. 350 SF	-
CLASSROOM 412	13'-0"±	PLA 01/ SEE A901 12 SF	CLG 01/ SEE A901 16 SF	PAI 02/ SEE SPECS. 580 SF	PAI 01/ SEE SPECS. 760 SF
STAIR D	13'-0"±	PLA 01/ SEE A901 8 SF	-	PAI 02/ SEE SPECS. 130 SF	-
CLASSROOM 413	13'-0"±	PLA 01/ SEE A901 12 SF	-	PAI 02/ SEE SPECS. 300 SF	-
OFFICE 414	13'-0"±	PLA 01/ SEE A901 6 SF	-	PAI 02/ SEE SPECS. 100 SF	-

INTERIOR FINISH SCHEDULE					
ROOM	CEILING HEIGHT	PLASTER REPAIR		PAINT REPAIR	
		WALL	CEILING	WALL	CEILING
<b>ROOF</b>					
BULKHEAD	13'-0"±	PLA 01/ SEE A901 20 SF	-	PAI 02/ SEE SPECS. 100 SF	-

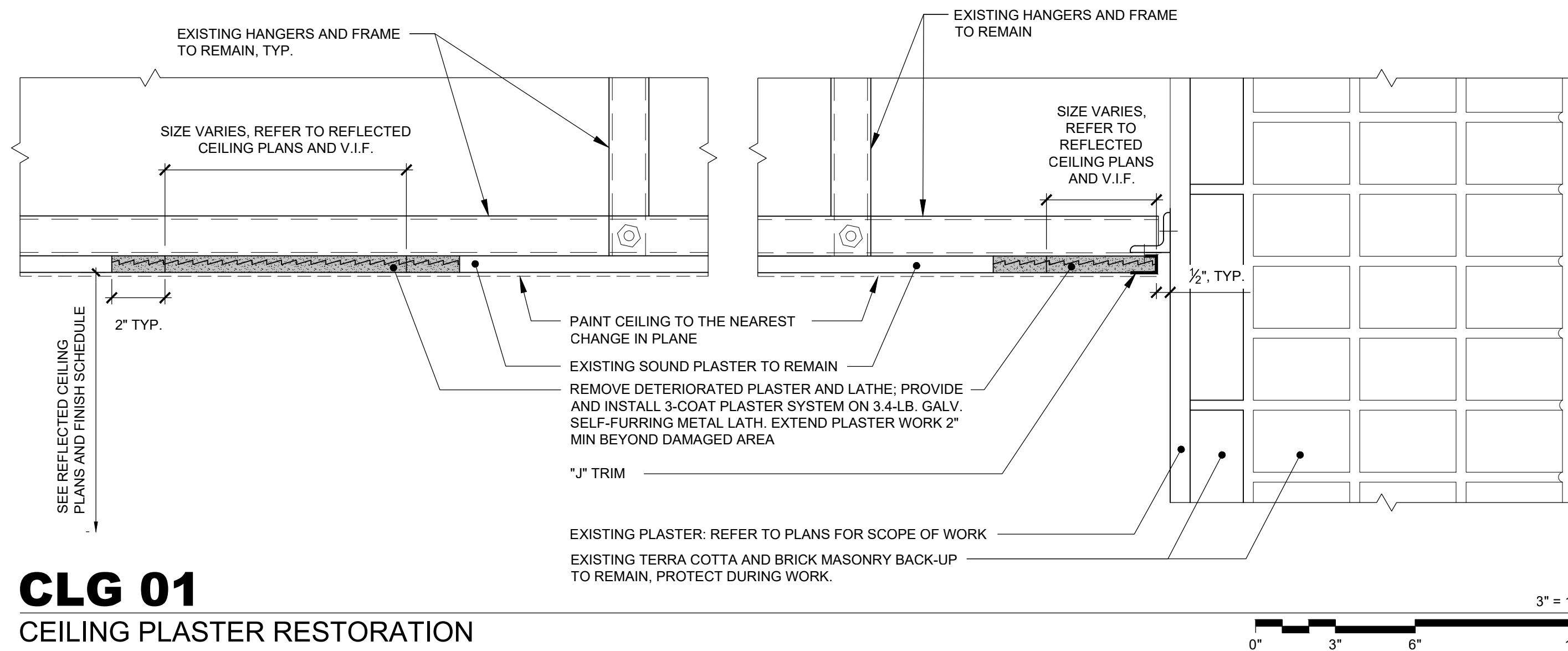
- NOTES:
- CONTRACTOR IS RESPONSIBLE FOR VERIFYING ALL CONDITIONS IN THE FIELD.
  - PAINT ALL WALLS AND CEILINGS TO NEAREST CHANGE IN PLANE.



**COA 01**  
COATING AT CONCRETE FLOOR SLAB



**PLA 01**  
PLASTER REPAIR AT WALL



**CLG 01**  
CEILING PLASTER RESTORATION



President & CEO  
Lorraine Grillo

Board of Trustees  
Chancellor Richard A. Carranza, Chairman  
Curtis A. Harris  
Emily A. Youssef

Architecture & Engineering

E. Bruce Barrett, R.A. LEED A.P., Vice President  
 Elan R. Abneri, P.E., Senior Director, Design Consultant Management  
 Stanley Dahir, R.A., Sr. Director, Quality Control & Construction Support  
 María A. Gómez, P.E., LEED A.P., Senior Director, A&E In-House Design  
 George D. Roussey, P.E., LEED A.P., Director, Technical Standards  
 Stacey Spann-Thom, Director, Operations Support

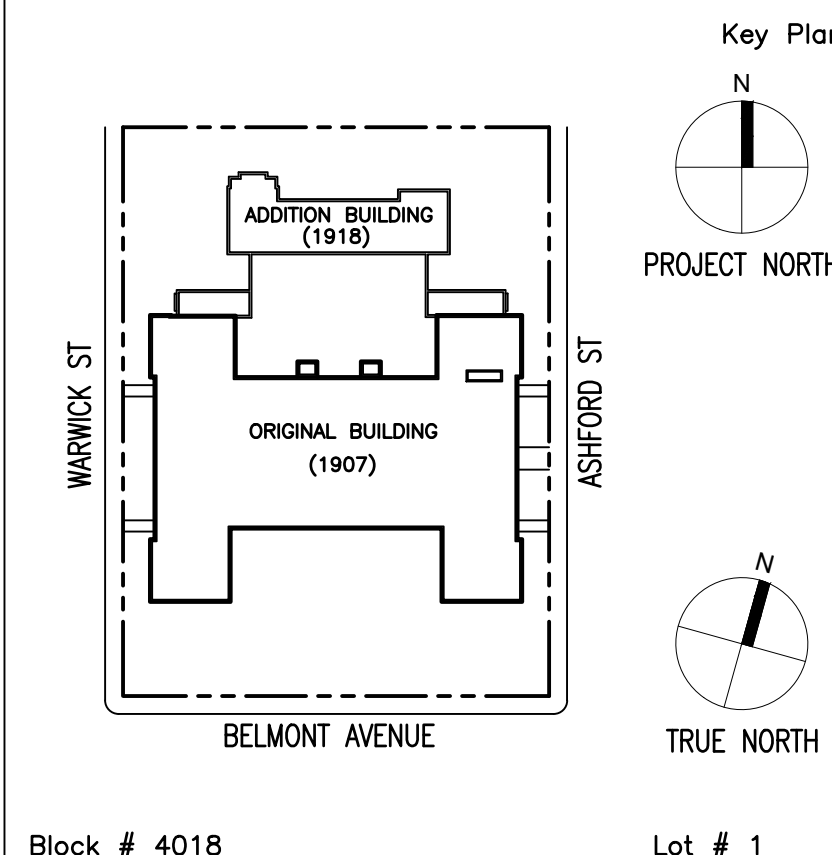
Consultants:

32 AVENUE OF THE AMERICAS  
NEW YORK, NY 10013  
TEL 212 505 1133  
FAX 212 505 1726

NOTE: Drawing may be printed at reduced scale

IT IS A VIOLATION OF THE STATE EDUCATION LAW SECTION 7209 (2) FOR ANY PERSON TO ALTER AN ITEM IN ANY WAY UNLESS SUCH PERSON IS ACTING UNDER THE DIRECTION OF A LICENSED PROFESSIONAL ENGINEER, AND THE ENGINEER STAMPS SUCH CHANGES

No.	Date	Revision



SCA Design Manager: WILLIAM DONG		
Project Architect/Engineer: DAVID MAY, RA		
Discipline Lead: JOHN GALETTA, RA		
Designer: ANNA KEDRINA		
Drawn by: LUKE KREUL/ALEX SHUEY		
Checked by: JOHN GRANDE, PE		
Design No: D018779	Facility Code: K158	Date: 05/13/2019

Project:  
P.S. 158 - BROOKLYN  
FLOOD ELIM., PARAPETS, WINDOWS,  
PAVED AREAS, EXT. MASONRY, ROOFS

Address:  
400 ASHFORD STREET  
BROOKLYN, NY 11207

Drawing Title:  
INTERIOR FINISH SCHEDULE AND  
DETAILS

Reserved For  
DOB NOW Job#

Drawing No.:	<b>A901.00</b>
Sheets in Contract Set:	55 of 90
Sheets in DOB Set:	47 of 73

FID Job#: 0220-19  
 Number of drawings submitted: 73  
 Date Certified: 05/22/2019  
 SUBMITTED WITH SELF-CERTIFICATION OF  
 OBJECTIONS as per Department of Buildings  
 Technical PPN # 1/01

L:\59000A\_59000T01 (P.C. 158K\_Flood-Parapet-Windows)jimg.02 CONTRACT DOCUMENTS\WFP Drawings (dwg)\A901.dwg 05/14/19 - 10:18am ashley